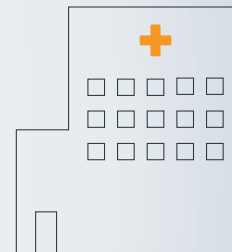




ESSENTIAL

EARLIER MOBILISATION | SHORTER LENGTH OF STAY | REDUCED RE-ADMISSION

AU 1800 909 642 NZ 0800 331 332 support@essentialhelpcare.org www.essentialhelpcare.org

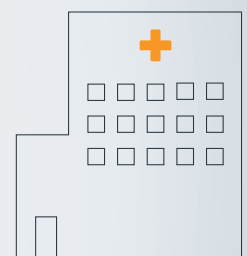




ESSENTIAL

EARLIER MOBILISATION | SHORTER LENGTH OF STAY | REDUCED RE-ADMISSION

AU 1800 909 642 NZ 0800 331 332 support@essentialhelpcare.org www.essentialhelpcare.org

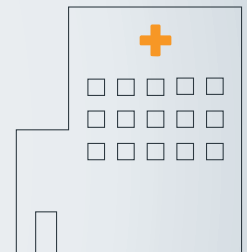




ESSENTIAL

EARLIER MOBILISATION | SHORTER LENGTH OF STAY | REDUCED RE-ADMISSION

AU 1800 909 642 NZ 0800 331 332 support@essentialhelpcare.org www.essentialhelpcare.org

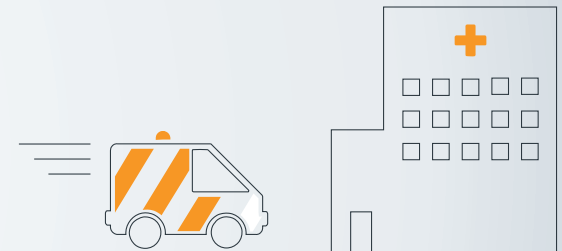




ESSENTIAL

EARLIER MOBILISATION | SHORTER LENGTH OF STAY | REDUCED RE-ADMISSION

AU 1800 909 642 NZ 0800 331 332 support@essentialhelpcare.org www.essentialhelpcare.org

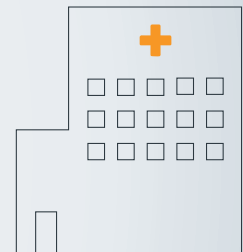




ESSENTIAL

EARLIER MOBILISATION | SHORTER LENGTH OF STAY | REDUCED RE-ADMISSION

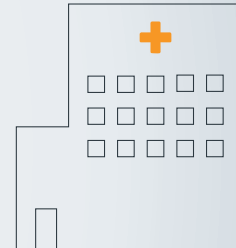
AU 1800 909 642 NZ 0800 331 332 support@essentialhelpcare.org www.essentialhelpcare.org





ESSENTIAL

EARLIER MOBILISATION | SHORTER LENGTH OF STAY | REDUCED RE-ADMISSION
AU 1800 909 642 NZ 0800 331 332 support@essentialhelpcare.org www.essentialhelpcare.org





ESSENTIAL

EARLIER MOBILISATION | SHORTER LENGTH OF STAY | REDUCED RE-ADMISSION

AU 1800 909 642 NZ 0800 331 332 support@essentialhelpcare.org www.essentialhelpcare.org

